

BCDiabetes Instructional Document for Using Zoom

Thank you for choosing to have a virtual appointment with BCDiabetes. We believe that we can still maintain a high level of care by consulting with you virtually and increase our accessibility to patients in British Columbia.

This instructional document on using Zoom uses the published information from Zoom's help center. If you would like to explore the help center, click [here](#).

At BCDiabetes we will send you an invite to a virtual meeting in an email. This email will contain a link that you will have to click on at the time of your meeting to join your consultation. We will go over how to do this on a computer, Iphone, and Android Phone.

If at any point while reading this document you want to test joining a meeting, you can click [here](#) to open a fake meeting.

Joining from a Desktop or Laptop

In the email BCDiabetes sends you, click the join link on the day and time of your consultation:

Hi there,

is inviting you to a scheduled Zoom meeting.

Join from PC, Mac, Linux, iOS or Android <https://.zoom.us/j/>

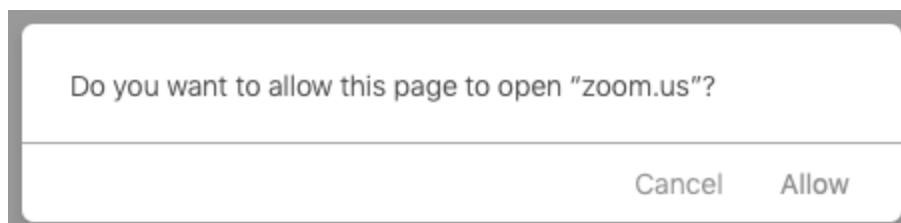
Or iPhone one-tap :

US: [+16468769923](tel:+16468769923), or [+16699006833](tel:+16699006833),

Or Telephone:

Dial(for higher quality, dial a number based on your current location):

Clicking the link will automatically open a web browser for you, where you will be prompted to 'Open', 'Allow', or 'Download' Zoom. You will connect to the meeting by accepting the prompt.

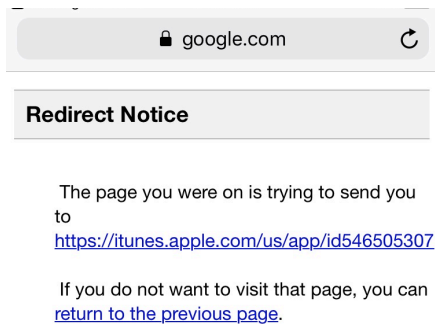


Using Zoom on your Smartphone

If you would like to use your smartphone for your virtual consultation, you will need to download the Zoom app.

Iphone: Open this document on your smartphone, and click [here](#) to open the download page for the Zoom Cloud Meetings App in the app store. Your iphone will redirect you to the App store.

If, when you click to open the download page, you are brought to this screen:



Click on the first blue link.

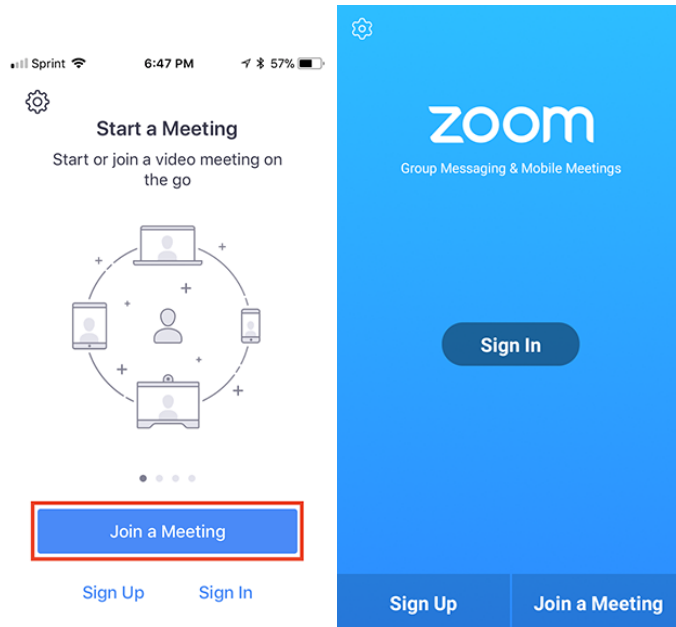
Android: Open this document on your smartphone, and click [here](#) to open the download page for the Zoom Cloud Meetings App in the Google Play store. Your phone will redirect you to the Play Store.

Download this App in advance of your meeting. At the time of your meeting, click on the join meeting link in your email from BCDiabetes and this link will open the Zoom app and connect you to the Meeting. You will be prompted to use your device camera and microphone. Please accept these prompts.

See below for what to do if you have trouble with this.

If clicking on the link does not open the App:

If you are not automatically connected to the meeting when clicking the link, then copy or write down the link. Then open the Zoom meeting app on your phone and tap 'Join a Meeting'. (Left is Iphone, Right is Android)



Paste the link into the 'Meeting ID'. If you wrote the link down, select 'Join with a personal link name' and then type the full link into the text box. Add your name where you see 'Molly Parker' and then tap 'Join'. (Left is Iphone, Right is Android)

