

Nightscout password = "API secret".

Your API secret is a personalized 12+ character string that is the “password” to your Nightscout URL. If your Nightscout account was created before 2021-Mar-1 it was long and complex looking; if created between 2021-Mar-01 and 2021-May-31 it was set by default to BCD_YYYYMMDD where YYYYMMDD is your own date of birth. After 2021-May-31 it has the format AAA-#####. Check your text messages to get confirmation of your API secret. Your API secret is required for advanced BCDiabetes Nightscout configuration (see below) and with apps such as Diabox, xDrip, xDrip4iOS, Tomato and Spike

Configuring Nightscout with your CGM

Dexcom & Medtronic Guardian users - if your username & password were set up with the assistance of BCDiabetes staff you may bypass the section below in italics

If you are using Dexcom with the native Dexcom app or are a Medtronic Guardian user read [this document & follow the directions carefully](#). For example, Dexcom users must choose a username & password that contain alphanumeric characters only (do not use ?!><&.,%#@#(){}-_:; etc); and must also share with themselves through Dexcom on their smartphone (not on desktop). Dexcom users employing xDrip or xDrip4iO5 can use Nightscout without Dexcom credentials.

Xdrip+ users - [see these instructions](#)

Freestyle Libre users Those with an Android device equipped with NFC need only [install & configure the app known as Glimp](#). iPhone users or Android users without NFC need to purchase a third party hardware add-on. BCDiabetes strongly recommends the [Bubble reader](#) though MiaoMiao & Blucon add-ons also work with Nightscout. BCDiabetes will loan a Bubble reader to its clients for up to a month so they can test drive one before purchase. The Bubble reader requires the app Diabox which is not on either Google Play or the Apple store because of politics. Get Diabox for Android [here](#) and install by disabling the Android default. Get Diabox for iPhone by emailing support@diaboxapp.com with subject line “invitation to Diabox on TestFlight” and providing your apple ID email address in the body of the email. Note MiaoMiao devices may be configured for Nightscout through its native app Tomato or with xDrip. Blucon devices may be configured for Nightscout through its native app LinkBlucon.

Nightscout URL was working, now it isn't

By default Nightscout accounts that are not used for a certain length of time become dormant - this is to save server resources. To reactivate your BCDiabetes Nightscout URL email moa@bcdiabetes.ca

Modifying the appearance of Nightscout

On the home screen you can toggle between 2, 3, 4, 6, 12 or 24 hours of data for the top graph. At BCDiabetes we like 12 hours. Note, the bottom graph always shows 48 hours of data. By clicking the “3 pancake” icon in the top right corner of your browser tab then Settings you can set units of sugar (default = mmol/L), time format (12 vs 24 hrs) and enable various alarms. Under Reports you can choose various views - our favourites are Day-to-Day, Distribution and Percentile. To show the reports click Show.

Advanced Nightscout configuration (for Loop users, short URLs etc)

You can further configure your BCDiabetes Nightscout account by adding **/settings** to the end of your BCDiabetes Nightscout URL. Thus your BCDiabetes Nightscout configuration URL will look something like: <https://d42-525e-90ef-85d.cgm.bcdiabetes.ca/settings>

enter your API secret to authenticate
then authenticate with your API secret.

Loop plugin config for BCDiabetes Nightscout

[Just follow this how-to](#)


Shorten your BCDiabetes Nightscout URL & changing API secret


See the screenshot below - at the very top of the Config screen, just under Nightscout BCDiabetes, is the prefix to your Nightscout URL - you can edit it using the pencil to the Right to make a short URL. Once you have entered it hit/click ENTER. As an example, BCDiabetes Medical Director Dr. Tom Elliott used “drtom” to replace the lengthy anonymous prefix. So his working BCDiabetes Nightscout URL = drtom@cgm.bcdiabetes.ca.

Changing the API secret

See: Application Settings, API_secret above. You can edit the API secret to any 12+ character string.

Nightscout  BCDiabetes.ca

7ca8fbef-0805-5091-b1ad-21933e0ee031 


Status: 14.0.7  Running 

Settings: Basic Advanced

Application Settings

▼ Required

API_SECRET

..... 

A secret passphrase that must be at least 12 characters long

DISPLAY_UNITS

mmol 

Display units for CGM data